



Sustainable Agriculture Network

# Annual Report 2020

Due to the Covid-19 pandemic, the world experienced in 2020 the most significant disruption in recent history, with unimaginable changes at the social, economic and political levels, that are affecting all organizations, businesses and supply chains. However, as Winston Churchill said, “never let a good crisis go to waste,” so we should also approach this challenge as an opportunity to build more sustainable and resilient socio-ecological systems, particularly food systems.

One of the most critical characteristics of successful and viable organizations nowadays is their capacity to evolve, adapt, innovate and create value. This could definitely be better achieved through collaboration and sound strategies for collective impact. SAN has been in continuous evolution in recent years, with a new business model and strategic plan, followed by a new membership structure aimed at building a more diverse global collaborative network, that can provide technical solutions to make supply chains more transparent and sustainable, and more resilient food systems.

2020 was, out of doubt, a challenging year. Nevertheless, SAN was able to successfully deliver on all projects, implementing innovative approaches with many members and partners in several geographies and crops, and contributing to several sustainable development goals (SDGs). Our efforts to transform agriculture resulted in fieldwork in 16 countries, impacting +10,000 farmers producing 15 crops, from palm oil to spices and vegetables.

In Europe and India, through the Nestlé Sustainable Sourcing Programs for Vegetables and Spices, SAN supported and assisted producers in the implementation of best practices for in-farm biodiversity enhancement, contributing to the conservation of natural ecosystems and the services they provide to agricultural landscapes. The programs supported and assisted producers in the implementation of innovative techniques and approaches for crop and pest management that contribute to reducing production costs, as well as harvest losses and environmental pollution. The Vegetables program has further the engagement of supply chain stakeholders for continued and joint progress towards sustainable sourcing approaches, and into mainstreaming those practices in the food industry.

With the support of Ferrero, SAN coordinated the assembling of an intercontinental multi-disciplinary team of data and agricultural scientists to identify integrated pest management (IPM) and biodiversity-friendly practices in Malaysian oil palm plantations. The official Malaysia pesticide information has been uploaded in the freely available Pesticides and Alternatives App, and literature research has assembled a promising biological network of pest insects, natural enemies and their host plants, as a basis for future project work.

In a banana and oil palm dominated landscape in Colombia, SAN is developing an innovative landscape tool, a “Blueprint” to assess sustainability in small territories. This project developed its first version of indicators for measuring the effectiveness of landscape-level approaches that could be adapted to any agriculture-dominated small territory in the tropics, sub-tropics or Mediterranean region. A geographic information tool was developed to detect land-use changes at the farm level and illustrates several sustainability parameters.

In Mexico, SAN led a project to support pollinator friendly agricultural practices by planting multi-functional vegetation zones in pilot maize and berry farms. Early results showed that with only 20% of the 25 species in the vegetation zones flourishing, between 90-111 insects (pollinators and natural enemies) were attracted. These beneficial insects can contribute to the biological control of pests and the pollination of crops.

The Intelligence Hub (iHub) was further developed as an information management solution to simplify decision making and implement best practices in livestock production in Brazil.

The pandemic and the climate crisis have become triggers for systemic transformational change, where sustainable agriculture is one of the most important parts of the solution, supported by social innovations, circular economy and agroecological principles that improve, soil, water, plant, animal and human health, as they all are interlinked. This is an opportunity for SAN, its members and partners to continue working together and building a fit for purpose global collaborative network for successful agricultural transformation.

## **FROM SAN'S BOARD AND STAFF**

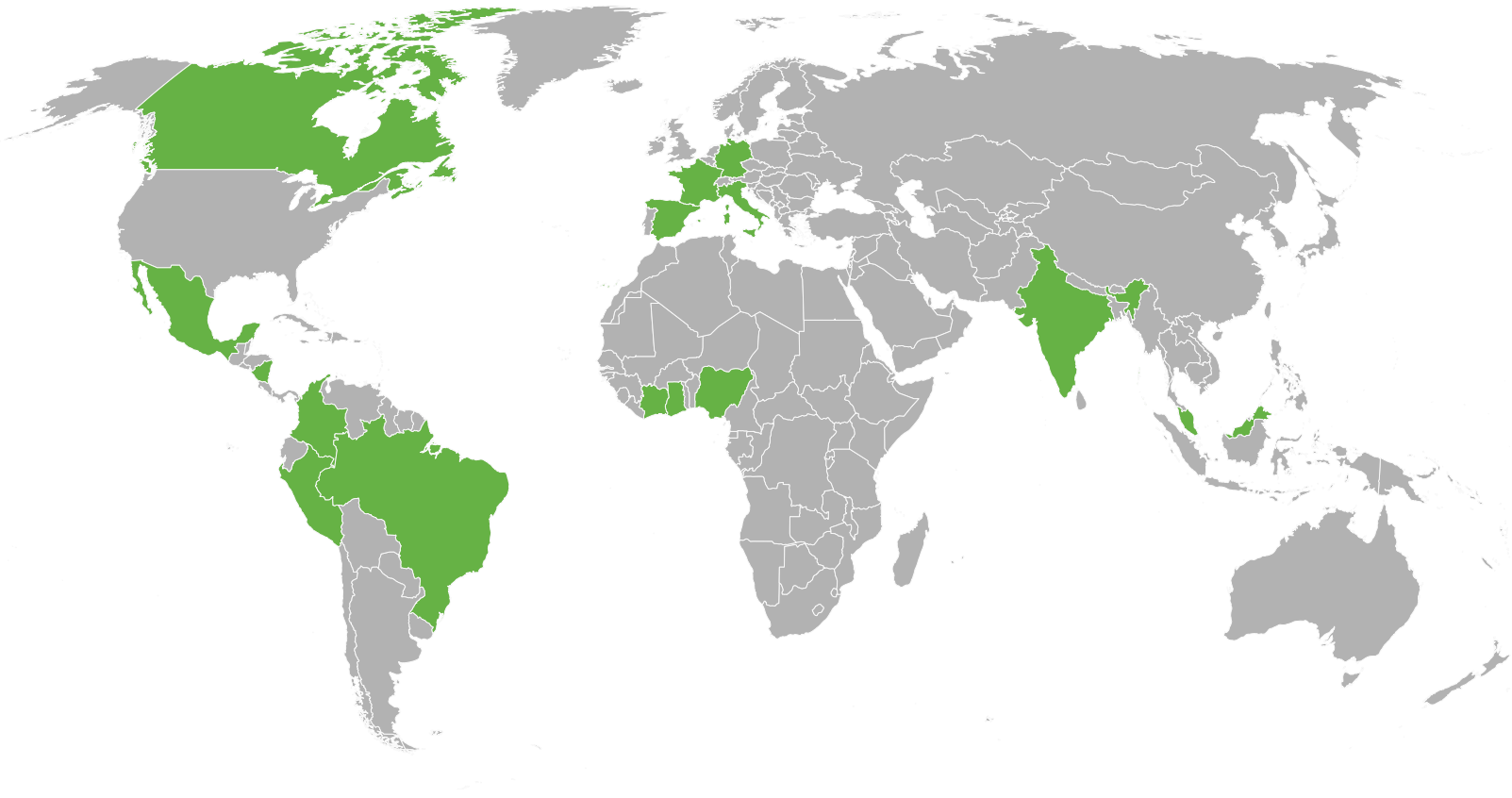


# Our contribution to SDGs

SAN's work actively contributes to achieving the SDGs as our objectives align with the global Sustainable Development Goals. Through our projects, we aim not only to conserve biodiversity and make good management of natural resources essential for agriculture but also to drive prosperity for rural communities and be a beacon of knowledge on issues such as reducing the ecological footprint of food production and the implementation of effective climate change adaptation and mitigation actions.



# Our reach in 2020



## Countries where we implement projects

Malaysia, Indonesia, Mexico, Cote d'Ivoire, Nicaragua, Nigeria, Peru, Ghana, Colombia, Canada, Brazil, India, Spain, Germany, Italy, and France.



## Farmers involved in SAN projects

+140 directly and +10.000 as indirect beneficiaries



## Communities impacted

49 communities



## Hectares covered with projects

+92.000 ha



## Active projects

9 projects distributed around the globe.



## Supply chains mapped

94 suppliers, 154 primary processors, and more than 86 raw materials in 38 countries.



## Crops (in field projects)

Palm oil, banana, blueberry, raspberry, blackberry, maize, cocoa, grapes, cattle, tomato, onion, chilli, coriander, turmeric, and cumin.



## SAN Intelligence Hub



### Data management

Data management for +70.000ha in Brazil, covering cattle production, coffee, orange, lime, lemon, sugar cane, sweet potato and chili pepper.



### New Features

During 2020, the SAN iHub developed two new features: Analytics and Emissions dashboards.

## Companies using the iHub



# Joining forces to transform agriculture

## Our Network is changing

SAN's unique collaborative network of members allows us to accelerate agriculture transformation through direct relationships and firsthand knowledge about the situation on the ground in different regions. We also have a technical network that is ready to implement projects all around the world, providing new means and methods for farmers to optimize management of resources, improve crop quality and quantity, and remain productive in a changing climate.

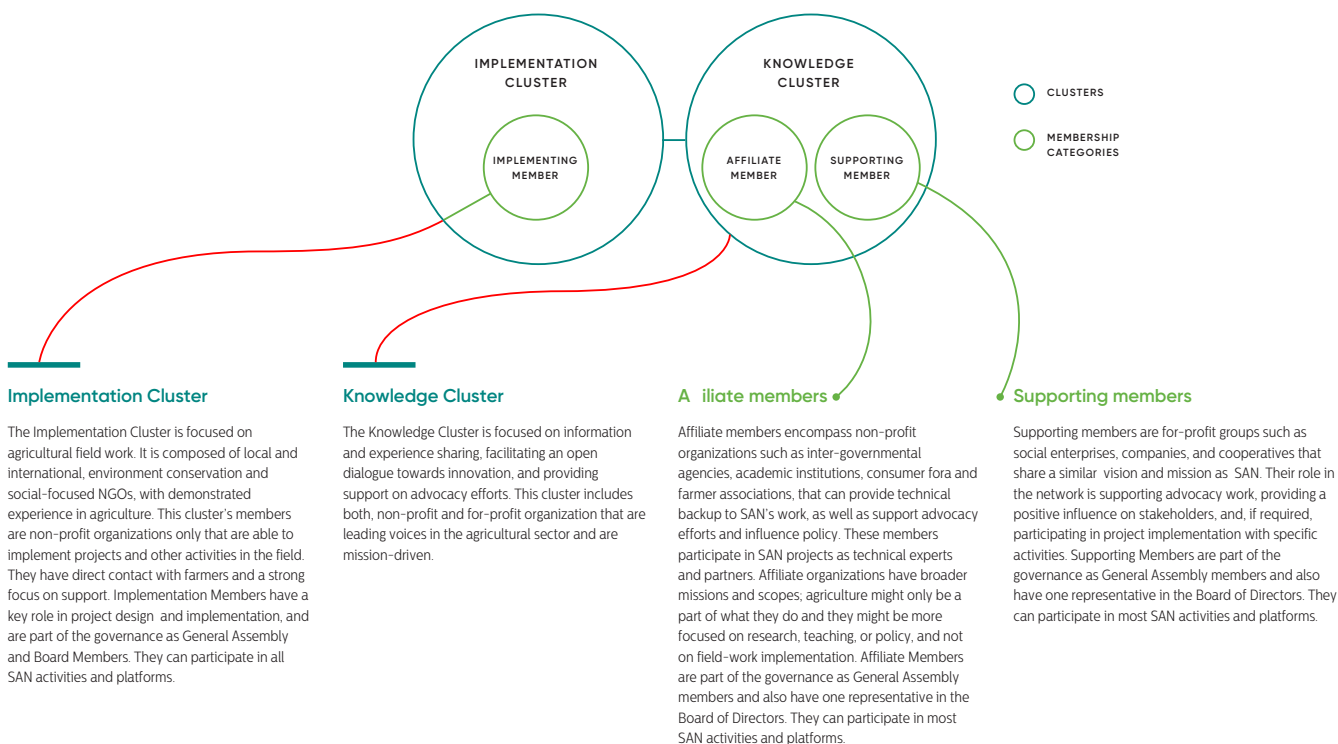
In 2020, to fulfill the mandate to accelerate the network's growth, SAN redesigned its membership structure.

The new membership model offers more possibilities for participation of various agricultural stakeholders, opening the

network to members who are not exclusively NGOs but also academic institutions, research organizations, social enterprises, and producer organizations among others.

By expanding our network and convening a diverse group of stakeholders around a shared vision, we can create a world where agriculture is a driver of biodiversity conservation, food security, and rural prosperity.

SAN's new membership structure was approved by the General Assembly in July 2020. Now, SAN Members are grouped in two clusters and three categories according to the nature of its work and the role they play within the network. The structure is designed to facilitate the interaction among clusters and with the Secretariat.



# SAN Members 2020

SAN is committed to the principles of collaborative work to deliver collective impact. It is clear that the union of shared forces and visions is the key to accelerating the positive changes that the world requires.

SAN's work would not be possible without the support and participation of its members, who in many cases have acted as local experts and implementers in the field.

In 2020, the network welcomed three new members: Wild Asia (based in Malaysia), RAAA (Alternative Agriculture Action Network - acronym in Spanish – based in Peru, and CAB International (CABI, based in the UK).





# Adaptation and flexibility, the keywords of the year

2020 was a challenging year full of uncertainty for many organizations around the world. Few emerged unscathed from the impacts of the Covid-19 pandemic.

For SAN, the key to overcome the challenges we faced in 2020 is summed up in two words: adaptation and flexibility. Both concepts became very familiar to SAN's work.

The pandemic forced us to work from home, rethink internal work plans and activities, and restructure project implementation and deliverables. Our Technical Team, including local members and partners, did a fantastic job adapting plans and activities, reassessing processes, and using all technological tools available, including web training and video conferences.

In other cases, we switched activities and advanced all desk-research and remote tasks so priority could be given to field-work as soon as the health crisis is over.

With great satisfaction, we can say that almost all planned activities could be carried out with minimal disruption thanks to the commitment of our coordination teams, flexibility of our partners and field technicians, and understanding of our clients.

SAN continues to monitor the situation and make decisions based on the principle of protecting lives and contributing to the control of the pandemic.

In many ways, the pandemic has strengthened our resolve and commitment to building a more sustainable, resilient, and prosperous world for all.





**Contributing to  
strengthen responsible  
business agriculture**

# Nestlé Sustainable Sourcing Program for Vegetables

Since 2018, SAN has been partnering with Nestlé and Fundación Global Nature to implement the Nestlé Sustainable Sourcing Program for Vegetables. The program has three pillars: Traceability, Compliance, and Creating Shared Value, to help farmers go beyond compliance with ethical standards and implement sustainable crop production practices.

In 2020, our work focused on mapping the supply chains for primary raw materials (vegetables) sourced by Nestlé worldwide to ensure that products can be traced to their origins and produced under ethical standards.

SAN supported Nestlé EU processors go beyond compliance with ethical standards and implement improvement actions to enhance in-farm biodiversity, reduce their GHG emissions, and mitigate their operations' environmental impact.

In 2020, Germany was added to the scope of field activities alongside France, Spain, and Italy. Operations will now cover carrot and leek production (besides onion, tomato, and peppers).

Despite Covid-19 restrictions, the program achieved implementation of improvement activities that covered 5.100 ha of cropland and established biodiversity infrastructure in over 200 ha of cultivated land to support and enhance in-farm biodiversity.

In addition, the 2020 results included the analysis of plant tissue from over 4.500 ha to adjust fertilization plans, reduce nitrogen surplus, and reduce pesticide pressure up to 25% as a result of enhanced pest management implementation measures through the use of decision support tools.

## How does the program contribute to strengthening responsible business?

The program's main interest is to guarantee that Nestlé's supplier base is compliant with the company's responsible sourcing standards and that actions are taken towards improving how vegetables are produced. This is achieved by developing sustained long-term relationships with suppliers, primary processors, and farmers for stable supply chains.

Current progress within the program has enabled farmers and field technicians from different countries to share experiences, covering a wide range of crop systems, and identifying the best path towards sustainability in vegetable production.

Through its activities and progress reporting, the program aims to strengthen consumers' trust by being transparent about where Nestlé ingredients come from and raising awareness of the importance of responsible consumption.

### CLIENT



Good Food, Good Life



### Program Scope

Supply chain mapping for 73 Nestlé Suppliers, 123 primary processors, and more than 75 raw materials in 25 countries.

Improvement actions at farm level with 7 Nestlé Suppliers in 4 countries: Spain, Italy, Germany and France; more than 200 beneficiary farmers and 8.300 ha covered.

# How does this program contribute to the SDGs?

SDGs

**SDG 12 – Responsible consumption and production:** Implementation of improvement actions at farm level promote an optimized and rational use of natural resources. Program activities focused on the promotion of best practices for soil management, water use efficiency, reduced pesticide pressure, avoidance of eutrophication and nutrient leaching, and optimized energy use.

**SDG 13 – Climate action:** Field activities during 2020 focused on the promotion of best practices for nutrient management for reduced GHG emissions and implementation of biodiversity infrastructure to sequesterate carbon at farm level.

**SDG 15 – Life on land:** Biodiversity conservation is one of the cornerstones of the Program, supporting the implementation of biodiversity infrastructure to reduce the impact of agricultural practices over natural ecosystems and ensure that vegetables are grown on more biodiverse and sustainable farms.



# Nestlé Sustainable Sourcing Program for Spices

The Sustainable Sourcing Program for Spices is an initiative by Nestlé, co-designed by SAN, to ensure transparency of sourcing origin of different spices. The program is committed to progressively deliver positive impacts for farmer communities, the planet, and the business within the Nestlé spices supply chain. The program aims to implement tailored and focused approaches against the Nestlé Responsible Sourcing Standard.

In 2020, activities focused on defining a risk identification model to identify areas at high risk for child labor occurrence and agricultural workers' rights violations, and the compilation of data for all minimum wages and in-kind payments regulations for the five different states in India. SAN also compiled data for all child labor legislation and its applicability to spices farming in India.

As a result of the Covid-19 pandemic, all field activities were suspended from March to November 2020. During that time, the team designed and prepared training workshops for Nestlé Suppliers on how to verify the payment of minimum wages at farm level and how to identify signs of child labor presence. Training workshops were also designed at the community level to raise awareness of basic workers' rights and child labor were also designed. They will be implemented in 2021.

In 2020, SAN experts also completed a compilation and revision of pesticide application plans for suppliers in scope, accompanied by specific recommendations on the phase-out of Highly Hazardous Pesticides.

The Covid-19 pandemic affected the scheduled field activities. Nevertheless, in 2020 the program registered a significant expansion of scope: almost 500 more farms and 3.500 hectares engaged (from 360 farms and 1.000 hectares in the previous year).

The SAN team collected data for up to 859 farmers located in 14 districts across five different Indian states. Progress plans and commitments were agreed upon with all suppliers in scope, including commitments for the program goals in 2020, 2021, and 2022.

## How does the program contribute to strengthening responsible business?

The program's main interest is to guarantee that Nestlé's supplier base is compliant with the company's responsible sourcing standards and that actions are taken towards improving how spices are produced. This is achieved by developing sustained long-term relationships with suppliers, primary processors, and farmers for stable supply chains.

Although the program is mainly targeted at Nestlé suppliers and their farming base, the defined goals and outcomes go beyond sustainable production and strives to provide a decent living and safe working conditions for all stakeholders in the supply chain, and their communities.

Through its activities and progress reporting, the program aims to strengthen consumers' trust by being transparent on where Nestlé ingredients come from and raising awareness of the importance of responsible consumption.

### CLIENT



Good Food, Good Life



### Program Scope

Supply chain mapping for 21 Nestlé Suppliers, 31 primary processors, and more 11 raw materials in 13 countries.

Field activities along 4 Nestlé Suppliers in 5 Indian States; with over 850 beneficiary farmers and 4.500 ha in scope.

# How does this program contribute to the SDGs?

SDGs

**SDG 1 – No poverty:** The program includes specific activities for supporting resilient farmers' livelihoods, to ensure that they receive decent income for spice farming activities, have access to safety nets and are enabled to invest in the health and education of their families.

**SDG 8 – Decent work and economic growth:** Due to the cultural and economic challenges of the Indian context, the program focuses on the prevention of child labor and workers' rights violations. This includes supplier-level training workshops to verify the payment of minimum wages at farm level, and community-level training workshops to raise awareness of and engage in dialogue on child labor including identify the signs of child labor presence in their community.

**SDG 12 – Responsible consumption and production:** The program includes improvement actions at farm level that promote an optimized and rational use of natural resources. Field activities for the program focus on the promotion of best practices for soil management, water use efficiency, reduced pesticide pressure, and environmental and human health.

**SDG 15 – Life on land:** Biodiversity conservation is one of the cornerstones of the Program, supporting the implementation of biodiversity infrastructure to reduce the impact of agricultural practices over natural ecosystems and ensure that spices are grown in more biodiverse and sustainable farms.



# Identifying IPM and Biodiversity-friendly Agriculture Practices in Malaysian Oil Palm Production

In 2020, SAN and Wild Asia (SAN Member) started working with Ferrero on a pilot to advance Integrated Pest Management (IPM) and biodiversity conservation practices at the farm level for palm oil producers in Malaysia, covering four farms and 3,500 hectares.

The ongoing pilot includes the development and integration of an additional module on Malaysia-specific pesticide data for the Pesticides & Alternatives digital application; a survey of biodiversity-friendly practices currently implemented by farmers, and a census of insect diversity and their associated host plants on oil palm farms – both pest and beneficial insects. The major milestones achieved during 2020 are:

## Enhancing digital tool used for awareness raising about pesticides' toxicity and alternatives

Using the Pesticides and Alternatives app originally created by SAN for the IPM coalition, SAN incorporated Malaysia pesticide information sourced from official authorities in the region. The Malaysia-specific information included pesticides authorized for agriculture production by the Malaysian government organized by the type of pesticides (fumigants, fungicides, herbicides, insecticides/acaricides, molluscicides, rodenticides) together with their human and environmental toxicity risk profile from international sources such as WHO, EU Global Harmonized System, Rotterdam and Stockholm Convention and Montreal Protocol. Risk categorizations used by SAN and other standard systems, such as those provided by the IPM Center at Oregon State University, provided additional information

## Training on identifying beneficial insects


SAN and Wild Asia instructed an entomologist and botanist team from UPM (Universiti Putra Malaysia) to identify the beneficial insects that inhabit the non-crop vegetation (cover crops, weeds, shrubs) of the pilot farms' production areas. The associated plant species will also be identified.

## Report on biological networks

More than 40 published articles about oilpalm pest insects, natural enemies and their host plants were analyzed to create a comprehensive map of pest-enemy-plant interactions to understand the most effective biological control options that can attack the different development phases of the bagworm, rhinoceros beetles and other pests. In Sync with the other information, the report will serve as a basis for the design of multi-functional vegetation zones composed of native plants from Malaysia that can host natural enemies of oilpalm pests.

FUNDER

**FERRERO**





## Diagnostics of Integrated Pest Management and Biodiversity Conservation Practices

The Wild Asia technical team visited the four pilot farms of the project and interviewed the smallholders and representatives of the medium farm and big estate to systematize the current production practices that favor biodiversity conservation and integrated pest management. The challenges and opportunities from this study will be analyzed together with the biological reports and the pesticide use information to discuss recommendations for the most effective promotion of integrated pest management and biodiversity conservation practices that can translate into a lower toxic footprint of the oilpalm farms.

In light of the ongoing global pandemic and related Government restrictions, the first months of project implementation focused on assembling an international and multi-disciplinary team of technicians and scientists committed to working together to lower the toxicity footprint of the oilpalm sector by fostering biological pest control through the establishment of multi-functional vegetation zones. Entomologists from Costa Rica experienced in the design of multi-functional vegetation zones in Mesoamerica are collaborating with Malaysian biologists to facilitate cross-cultural exchange and learning. The agriculture practice diagnostics of the Wild Asia technicians will be analyzed by Oregon State University's IPM Center, SAN Innovation and Knowledge Management, Srum Agroecologia and Wild Asia ecologists. This international tropical belt collaboration together with the SAN Costa Rica and Germany project coordination team will analyze the pilot study from different angles and with a diversity of experiences and viewpoints.

## How is the pilot initiative contributing to strengthen responsible business?

The pilot initiative will offer new or renovated versions of biological pest control with the potential to demonstrate to the Malaysian palm oil sector the importance of biodiverse-friendly production practices for a sustainable future. Training producers on beneficial insects can shift practices away from killing all possible insects on a farm towards valuing insect diversity that contributes to sustainable food production. Actively engaging farmers in the process, starting with the diagnostic stage, facilitates a greater appreciation of and attitude towards beneficial insects, native wild plants, and farm diversity.

Integrated Pest Management can be advanced and practiced, using local diversity as tools for pest control and productivity. This pilot phase forms the basis for testing and training farmers on less toxic pest control options, combined with sustainable agriculture practices that favor local diversity for the optimization of biodiversity conservation.

### SDGs



## How does this pilot contribute to the SDGs?

The "Identifying IPM and Biodiversity-friendly Agriculture Practices in Malaysian Oil Palm Production" - initiative supports the Sustainable Development Goals 12 (Ensure sustainable consumption and production patterns) and 15 (Protect, restore, and promote sustainable use of terrestrial ecosystems, sustainably manage forests, combat desertification, and halt and reverse land degradation and halt biodiversity loss).

The initiative will collect new information and systematize and reanalyze existing research to assemble a tool package with the potential to change attitudes of oilpalm producers about the value and benefits of local biodiversity. SAN is convinced that farmers can be advocates of beneficial organisms and conduct conservation efforts in parallel to their production activities.





## Reducing agriculture's footprint

# Pollinator Operation Mexico

CLIENT




In 2020, SAN, ABC Mexico, and its local collaborators implemented a project called **Pollinator Operation Mexico (Operación Polinizador México)**, supporting six maize and berries producers in Jalisco and Puebla to incorporate and plant comprehensive and diverse multi-functional vegetation stripes to attract pollinators and beneficial insects to their farms.

Preparation activities included preparation of the soil, fencing against leaf-cutter ants and rodents, fungus control, soil coverage to avoid the growth of weeds, incorporating soil irrigation during dry periods, seed collection, establishing plant nursery, purchase of plants in local greenhouses, and the actual planting of the stripes with a diversity of annual and perennial plants of different flower types and colors.

Once the six stripes were planted, the project entomologist visited every farm to monitor pollinators and beneficial insects in a participatory way with producers, co-workers, and local technicians. With the insect monitoring results, the multi-functional vegetation stripes' effectiveness could be confirmed and further optimized.

The first promotion activities for the initiative entailed the six model farms receiving in-person and virtual visits from other farmers in the region, journalists, and representatives from government institutions and other food product companies.

The most impressive result for SAN and its local partners is that the maize and berry farmers are demonstrating a positive attitude towards insects, natural vegetation, and the environment. The participant producers are advocates for the vegetation stripes and recognize local insect diversity as allies for food production. Berry producers in Jalisco commented that the berries close to the natural vegetation stripes are bigger and of better quality, translating into a high-quality and highly productive harvest.



Secondly, all project activities were accomplished despite movement restrictions due to the COVID-19 pandemic. Weekly virtual meetings with all project technicians resulted in an efficient follow-up of logistical details and on-the-ground activities. Local technicians supported the producers for a longer time and managed to complete with the farmers the full planting of the six 100-meter-long stripes with more than 20 different plant species. Despite small delays, the project is proud to showcase the fully developed pollinator vegetation stripes to more producers and interested stakeholders.



The project's current second phase produced an optimized multi-functional plant stripe design, a comprehensive technical guide to explain to other producers how to plant and maintain the stripes, and brochures and presentations that summarize the initiative's objectives.

## How is Operación Polinizador helping to reduce agriculture's footprint?

Wild pollinators will reduce the berry producers' dependence on pollination by commercial beehive operations with their related transport and fossil fuel consumption.

Natural enemies, such as ladybugs or wasps, will support insect pest control and ideally translate into less use of chemical insecticides. The production process of agrochemicals is a significant contributor to greenhouse gases.


Teaching farmers how to produce more naturally also translates into the conservation of soils as carbon stocks and mechanical weed control resulting in less use of synthetic herbicides.

# How is this project contributing to the SDGs?

SDGs

Operation Pollinator Mexico directly contributes to Sustainable Development Goals 12 (Ensure sustainable consumption and production patterns) and 15 (Protect, restore, and promote sustainable use of terrestrial ecosystems, sustainably manage forests, combat desertification, and halt and reverse land degradation and halt biodiversity loss).

The project is an example of advanced integrated pest and crop management, relying on thousands of beneficial insects for crop pollination and control of pest insects. The stripes help to increase the on-farm diversity of insects, improve soil management and water retention and offer visual relaxation to farmers, workers and visitors through their colorful natural beauty. The plant stripes also function as a source of habitats for insects and plants that benefit the farms' surrounding landscape.





**Thinking and acting  
at a landscape level**



# Blueprint for Sustainable Landscapes



Since 2019, SAN has been leading a project to design, develop, and field-test an evaluation model (“Blueprint”) for landscape sustainability, but a significant advance was reported in 2020.

The **Blueprint for Sustainable Landscapes** is a practical, multi-level set of tools to measure sustainability status and progress across small landscapes.

The Blueprint tools will provide an accurate assessment of environmental, social, economic, and governance parameters with a participatory approach that actively involves local landscape stakeholders.

The Blueprint is currently being field-tested in Colombia’s rural area called Zona Bananera —a municipality that is home to many banana and oil-palm plantations— but it will be adaptable to other regions, industries, land uses, and standard systems. The major milestones achieved during 2020 are:

## Successful GIS development first phase

A geographic information tool to detect land-use changes at the farm level and illustrating several sustainability parameters was developed and successfully tested with the two pilot areas within the municipality. The GIS development resulted in about 3,000 polygons delineated and 14,000 hectares analyzed with more than 35 different land use categories: 5,000 in the northern sub-area and 9,000 in the southern area.

The precision of the land use analysis is 95% and the product of cross verification in the field.

## Development of the first indicators’ catalog

Two approaches were merged with a best quality fit focus, resulting in the first version of a catalog that includes about 200 sustainability indicators grouped in four dimensions: social, environmental, economic, and governance.

This set of practical and outcome-driven indicators was created based on main sustainability priorities, adjusted to local conditions, and aligned with the principles of agriculture standard systems active in the area. The set of indicators reflect the real-life day-to-day challenges of the municipality’s inhabitants and can be adapted to other regions and crops.

The project team presented the first version of the catalog through a webinar to nine international experts and thirty members from the ISEAL community to gather input and feedback to produce an optimized version.

## First measurements at field level

The first version of the indicators’ pool was transformed into a questionnaire for farmers and workers and was tested with four selected producers (Zero-test phase). The improved indicators and questionnaire versions were field-tested with 60 banana farms during November and December 2020. Oil palm and cattle producers will follow in early 2021.

Based on the field and international consultation results, an improved and shorter indicators’ catalog version will show more alignment with the local challenges and needs of Zona Bananera.



# How is the Blueprint contributing to a better understanding of how to work at the landscape level efficiently?

The Blueprint project is developing a methodology for data collection that is based on a community and neighborhood network of trust using knowledge of local culture, context, and politics. Blueprint works as a measurement system inclusive for small ecosystems to verify agriculture contributions to sustainable territories. Because it is co-created with local stakeholders it enables guided participatory community monitoring of the sustainability status without the need for costly external assessors. It will be replicable in other geographic regions, crops, and land uses.

To work efficiently at the landscape level, it is necessary to consider at least three main concepts:

- Sustainability where there is a balance between environmental, social, local governance and economic (commercial) elements, with a territorial unit providing decent livelihood or income to all its inhabitants, and where its local actors agree on and convene around a shared vision and activities that contribute to landscape sustainability;
- Landscape, as any territorial unit with crops and different uses of the land. For the Blueprint case, the smallest area of the territory is the farm and its owner deciding on the use of its product chains;
- Involvement and collaboration at different levels, from the local farmers and their farms to local, national, or international organizations with landscape projects or initiatives within the territory.
- SAN believes that awareness is a first step for encouraging outcome-focused changes at the landscape-level. The Blueprint promotes the participatory analysis and collective action of the real-life situation for farmers, workers and their families, and other local landscape stakeholders.

## How does this project contribute to the SDGs?

The toolbox includes a pre-defined set of meaningful indicators adaptable to any agriculture-dominated small landscape in the tropics, sub-tropics, or Mediterranean region.

The topics and indicators are benchmarked with the SDGs and their indicators (SDGs 1, 2, 3, 5, 6, 7, 8, 9, 11, 15) to measure better the sustainability status and progress across a landscape of the scale of a small municipality or watershed.



### DONOR



### SDGs





# Financial statements

## PERIOD 2019

<b>Income</b>	<b>Amount USD</b>
---------------	-------------------

Royalties	1,018,004.00
-----------	--------------

Reimbursement	1,813.00
---------------	----------

Projects	941,302.00
----------	------------

Exchange gains	522,261.00
----------------	------------

<b>Total Income</b>	<b>2,483,380.00</b>
---------------------	---------------------

<b>Expenses</b>	<b>Amount USD</b>
-----------------	-------------------

Technical Development	897,261.00
-----------------------	------------

Communications	128,439.00
----------------	------------

Finance, Operations and Governance	548,527.00
------------------------------------	------------

Exchange losses	693,500.00
-----------------	------------

<b>Total Expenses</b>	<b>2,267,727.00</b>
-----------------------	---------------------



# Clients and donors 2020



Good Food, Good Life



# SAN Board of Directors 2020

## **President**

Eduardo Trevisan (Imaflora)

## **Vice-president**

Paul Matiku (Nature Kenya)

## **Treasurer**

Alcides Andrade (ICADE)

## **Vocals**

Melanie Bayo (CEFCA)

Aqueel Khan (ASK India)

Hando Hain (Preferred by Nature)

Jordi Domingo (Fundación Global Nature)

## **Executive Director**

José Joaquín Campos



# We are a collaborative network delivering collective impact

**Cover:** From SAN by Manuel Zumbado

**Photography:** From Colombia by Fundación Natura Colombia. From México by Srum Agroecología and ABC México. From Spain, France and Italy, by Fundación Global Nature and Preferred by Nature. From India by SAN. From Malaysia by Wild Asia.

**Editor:** Nancy De Lemos.

**Design:** David Morera.

[www.sustainableagriculture.com](http://www.sustainableagriculture.com)

